



## SINKWARE & LAUNDRY UNITS

PRODUCT BROCHURE

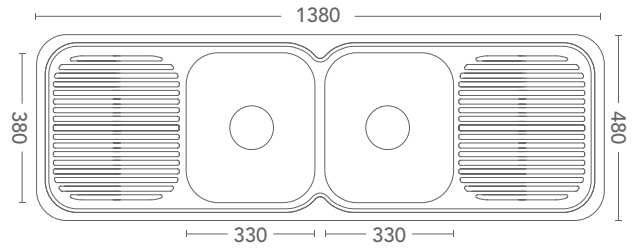


# OMNIA SINKS

A RANGE OF CONTEMPORARY SINKWARE DESIGNED TO SUIT YOUR MODERN LIFESTYLE

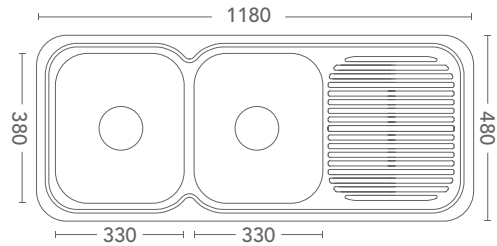
## DOUBLE BOWL + DOUBLE DRAINER - 1380 X 480 X 180

PRODUCT CODE 1380S



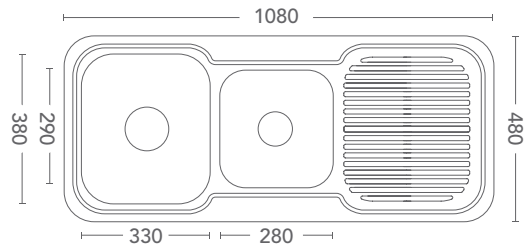
## DOUBLE BOWL + SINGLE DRAINER - 1180 X 480 X 180

PRODUCT CODES : LHB 1180SL / RHB 1180SR



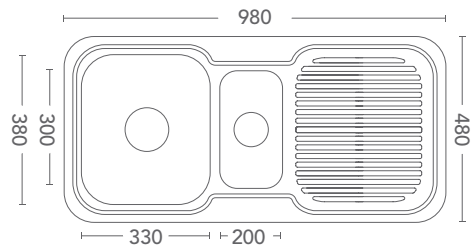
## 1 & 3/4 BOWL + SINGLE DRAINER - 1080 X 480 X 180

PRODUCT CODES : LHB 1080SL / RHB 1080SR



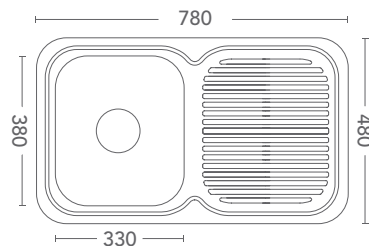
## 1 & 1/2 BOWL + SINGLE DRAINER - 980 X 480 X 180

PRODUCT CODES : LHB 980SL / RHB 980SR



## SINGLE BOWL + SINGLE DRAINER - 780 X 480 X 180

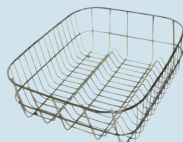
PRODUCT CODES : LHB 780SL / RHB 780SR




## OPTIONS TO SUIT ALL OMNIA SINKS



TIMBER  
CHOPPING  
BOARD  
CODE: RF 12



STAINLESS STEEL  
DRAINING  
BASKET  
CODE: RF 15



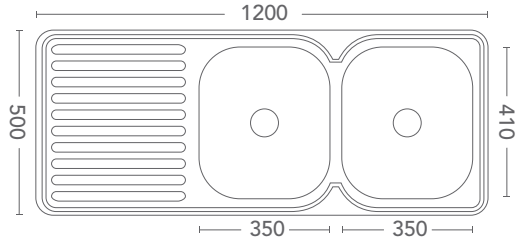
STAINLESS STEEL  
COLANDER  
CODE: RF 10 (1/2 BOWL)  
CODE: RF 11 (3/4 BOWL)

# MATISSE SINKS

EXTRA WIDTH AND BOWL DEPTH MAKE THIS IS A MASTERPIECE OF DESIGN

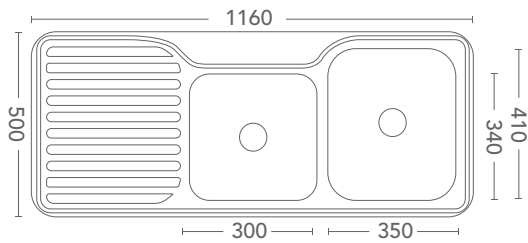
## DOUBLE BOWL + SINGLE DRAINER - 1200 X 500 X 190

PRODUCT CODES : LHB M1200L / RHB M1200R



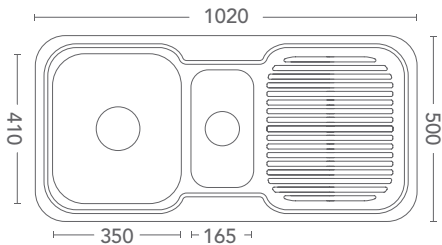
## 1 & 3/4 BOWL + SINGLE DRAINER - 1160 X 500 X 190

PRODUCT CODES : LHB M1160L / RHB M1160R



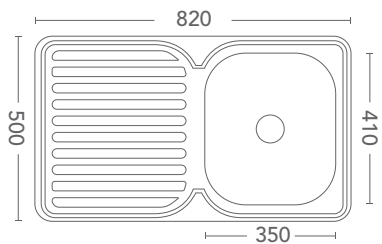
## 1 & 1/2 BOWL + SINGLE DRAINER - 1020 X 500 X 190

PRODUCT CODES : LHB M1020L / RHB M1020R



## SINGLE BOWL + SINGLE DRAINER - 820 X 500 X 190

PRODUCT CODES : LHB M820L / RHB M820R




## OPTIONS TO SUIT ALL MATISSE SINKS



TIMBER  
CHOPPING  
BOARD  
CODE: M 12



STAINLESS STEEL  
DRAINING  
BASKET  
CODE: M 15



STAINLESS STEEL  
COLANDER  
CODE: M 10 (1/2 BOWL)  
CODE: M 11 (3/4 BOWL)

# LAUNDRY UNITS & TUBS

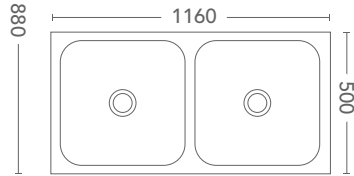
CHOOSE FROM THE INNOVATIVE RANGE OF RF LAUNDRY UNITS & TUBS

## TIMBER LAUNDRY UNITS

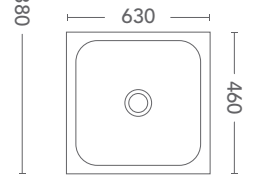
- FULL GLOSS PAINTED FRONT & SIDES - SHELF & FLOOR - RECESSED TOE KICK - BASKET WASTE - SOFT DOOR CLOSE



**DOUBLE BOWL**  
2 X 45L  
1160 X 500 X 880  
CODE: TLU 02



**SINGLE BOWL**  
45L  
630 X 460 X 880  
CODE: TLU 01

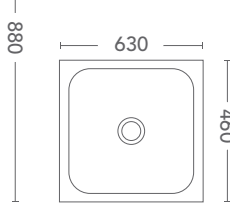


## METAL LAUNDRY UNITS

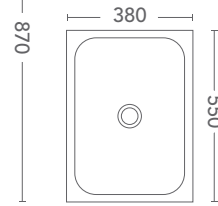
- BYPASS KIT - BASKET WASTE - OPTIONAL ADJUSTABLE FEET



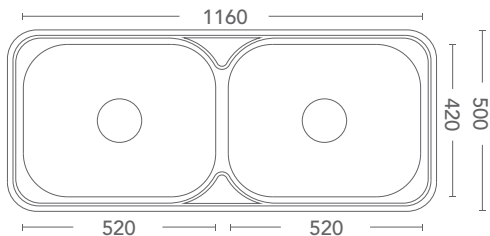
**45L**  
630 X 460 X 880  
CODE: MLU 02



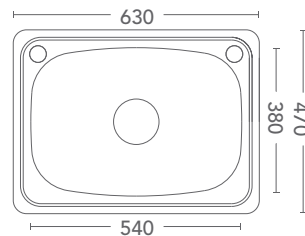
**30L**  
380 X 550 X 870  
CODE: MLU 03



## INSET LAUNDRY TUBS



**DOUBLE INSET LAUNDRY TUB**  
1160 X 500 X 230  
OPTIONAL BYPASS  
CODE: LT 200



**SINGLE INSET LAUNDRY TUB**  
630 X 470 X 230  
BYPASS INCLUDED  
CODE: LT 100



10 / 101 Wedgewood Rd, Hallam, 3803  
Ph: 03 9796 3969  
Fax: 03 9708 6074  
Email: sales@rfbath.com.au  
Web: www.rfbath.com.au

DISTRIBUTOR



REFER TO WEBSITE FOR FULL WARRANTY DETAILS.